



Iowa Environmental Public Health Tracking Network

Nationally Consistent Data Measures for Childhood Lead

County Level Childhood Blood Lead Testing, Year 2001 Birth Cohort

Presented below are data that represent the nationally consistent data measures related to childhood blood lead testing in Iowa for the Year 2001 birth cohort:

This report contains the following NCDMs at the County Level

- The number of children tested for lead prior to 36 months of age
- The percent of children tested for lead prior to 36 months of age

The percent for a county can be greater than 100%. This will happen if the number of children born in 2001 and tested in a county prior to 36 months of age is greater than the number of children born in 2001 to resident mothers in the county. This can occur due to families moving county to county or into a county from other states.

Example: For the 2006 birth cohort in Hardin County

Numerator: 203 children born in 2006 were blood lead tested prior to 36 months of age while living in Hardin County

Denominator: 196 children were born to Hardin County women in 2006

Measure: $203/196 = 1.0357$ or 103.57%

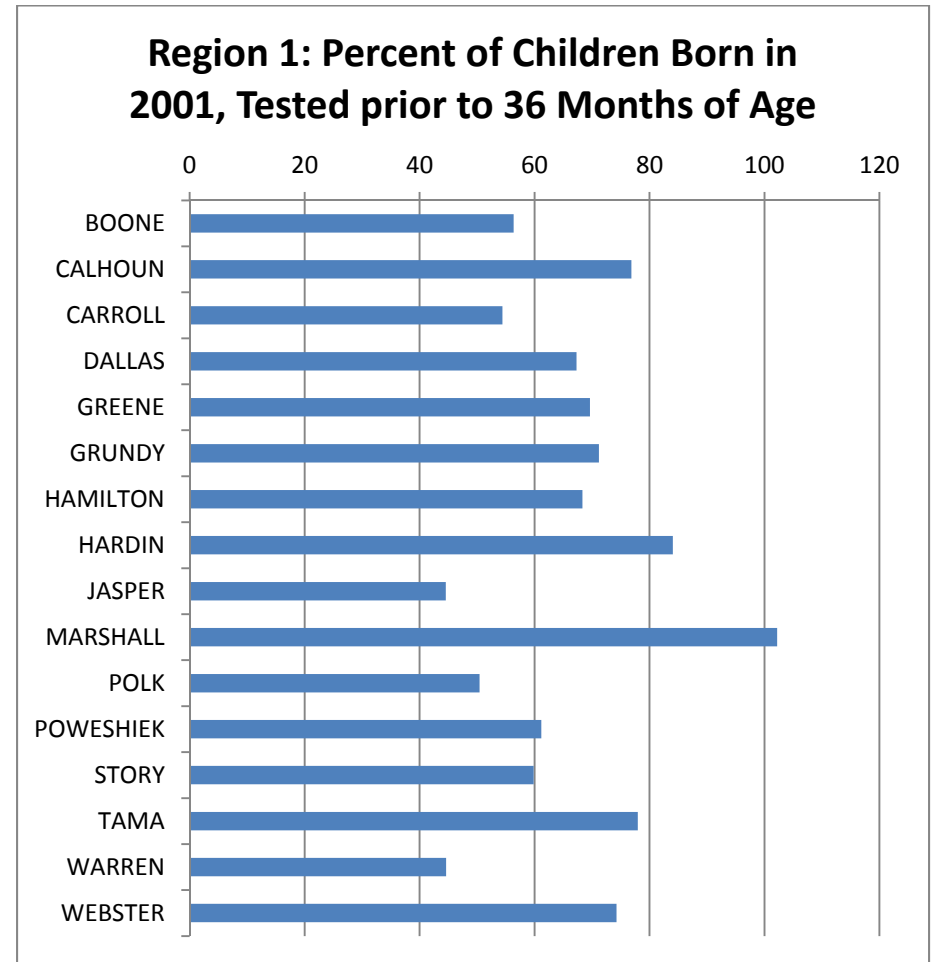


Iowa Environmental Public Health Tracking Network

1. Counts and percent of children born in 2001 and blood lead tested prior to 36 months of age at County level by Public Health Region.

Region 1

Region 1: Incidence of Childhood Lead Testing in 2001 Birth Cohort		
County	Children Tested	Percent
Boone	164	56.36
Calhoun	73	76.84
Carroll	123	54.42
Dallas	354	67.3
Greene	78	69.64
Grundy	89	71.2
Hamilton	123	68.33
Hardin	195	84.05
Jasper	205	44.57
Marshall	553	102.22
Polk	3081	50.42
Poweshiek	123	61.19
Story	553	59.85
Tama	184	77.97
Warren	228	44.62
Webster	372	74.25

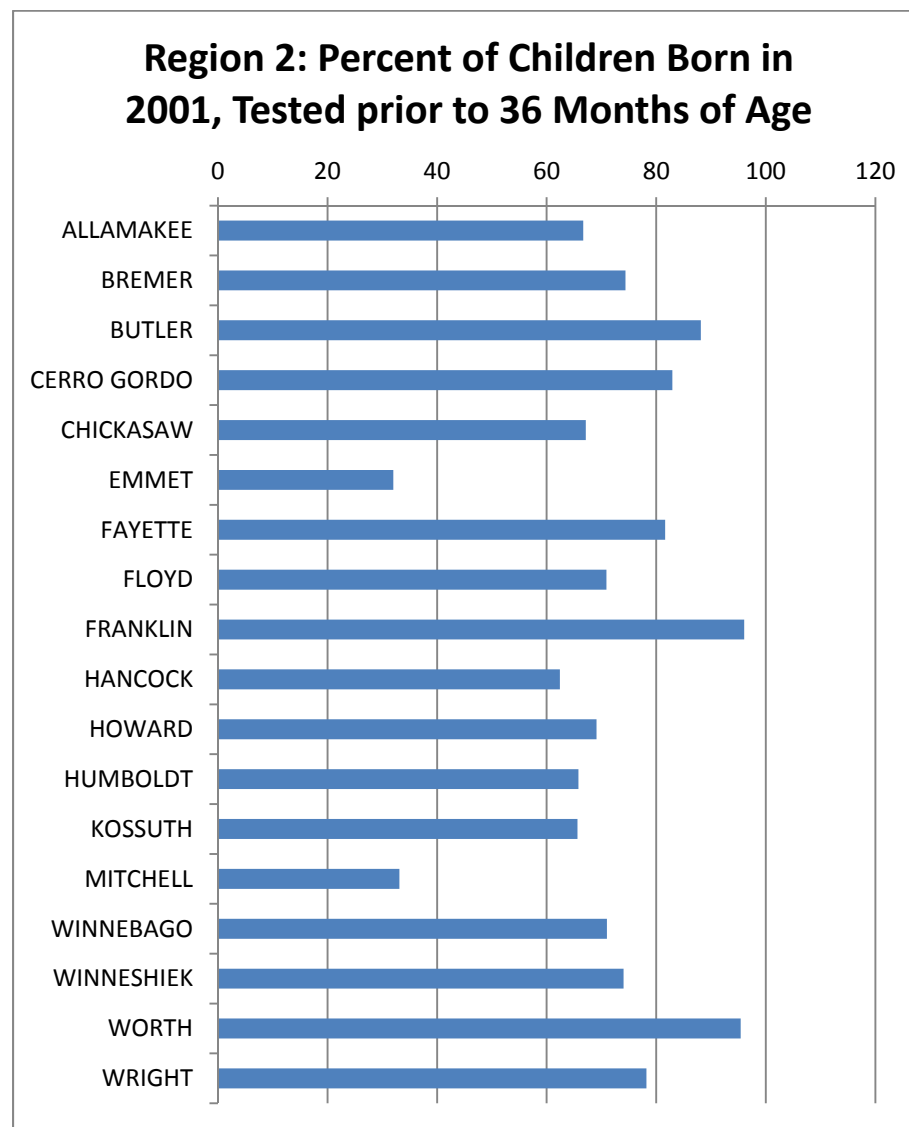




Iowa Environmental Public Health Tracking Network

Region 2

Region 2: Incidence of Childhood Lead Testing in 2001 Birth Cohort		
County	Children Tested	Percent
Allamakee	114	66.67
Bremer	177	74.37
Butler	119	88.15
Cerro Gordo	394	82.95
Chickasaw	94	67.14
Emmet	40	32
Fayette	169	81.64
Floyd	134	70.9
Franklin	122	96.06
Hancock	83	62.41
Howard	76	69.09
Humboldt	77	65.81
Kossuth	103	65.61
Mitchell	50	33.11
Winnebago	93	70.99
Winneshiek	151	74.02
Worth	83	95.4
Wright	122	78.21

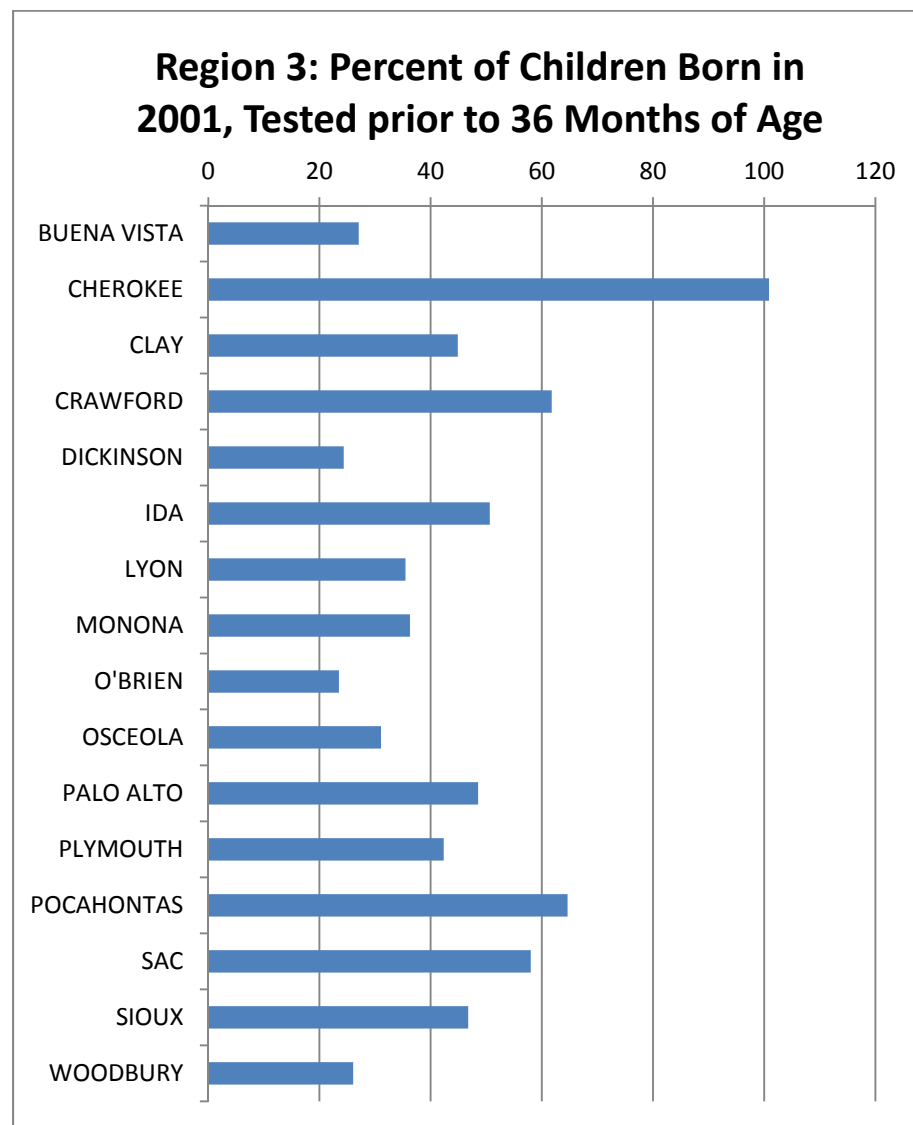




Iowa Environmental Public Health Tracking Network

Region 3

Region 3: Incidence of Childhood Lead Testing in 2001 Birth Cohort		
County	Children Tested	Percent
Buena Vista	65	27.08
Cherokee	118	100.85
Clay	92	44.88
Crawford	139	61.78
Dickinson	38	24.36
Ida	40	50.63
Lyon	50	35.46
Monona	41	36.28
O'Brien	35	23.49
Osceola	23	31.08
Palo Alto	50	48.54
Plymouth	119	42.35
Pocahontas	42	64.62
Sac	58	58
Sioux	222	46.74
Woodbury	423	26.06

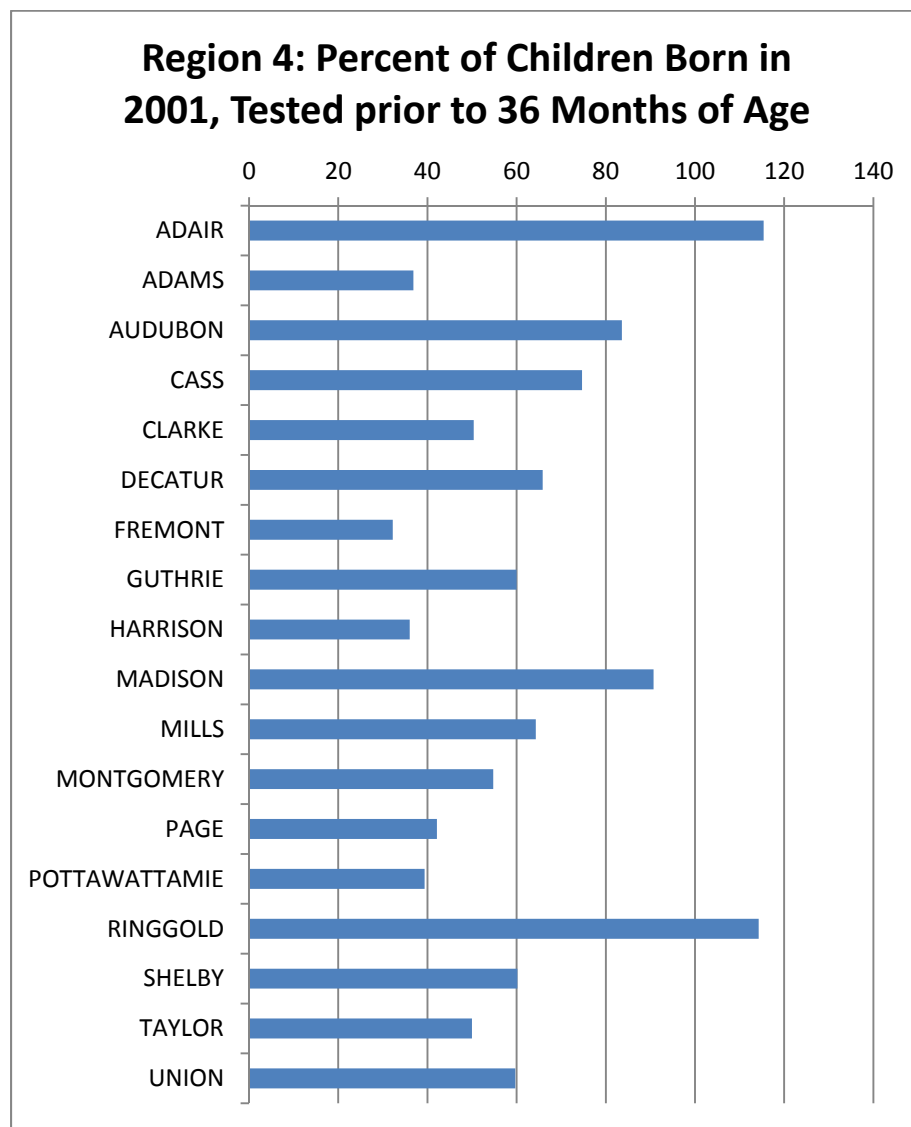




Iowa Environmental Public Health Tracking Network

Region 4

Region 4: Incidence of Childhood Lead Testing in 2001 Birth Cohort		
County	Children Tested	Percent
Adair	75	115.38
Adams	14	36.84
Audubon	51	83.61
Cass	118	74.68
Clarke	68	50.37
Decatur	54	65.85
Fremont	29	32.22
Guthrie	81	60
Harrison	58	36.02
Madison	156	90.7
Mills	117	64.29
Montgomery	75	54.74
Page	67	42.14
Pottawattamie	481	39.36
Ringgold	72	114.29
Shelby	68	60.18
Taylor	41	50
Union	80	59.7

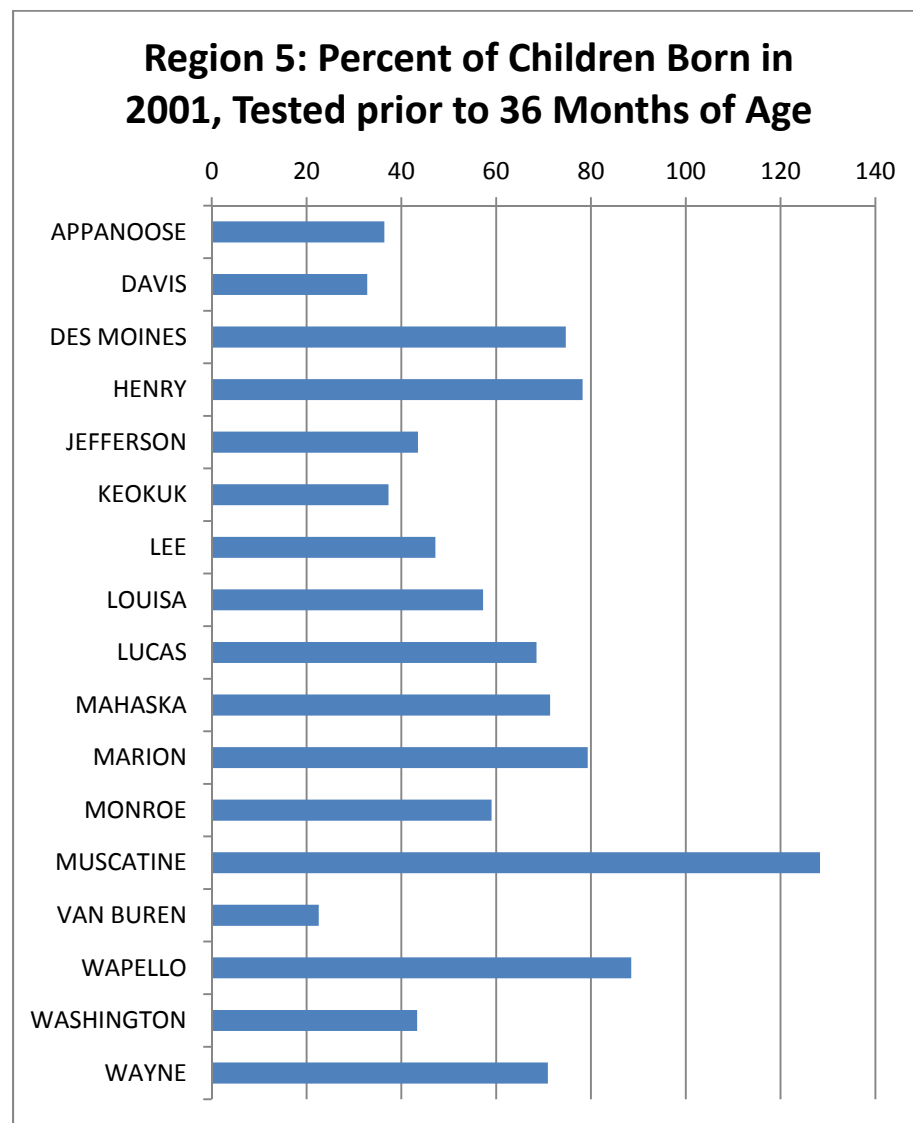




Iowa Environmental Public Health Tracking Network

Region 5

Region 5: Incidence of Childhood Lead Testing in 2001 Birth Cohort		
County	Children Tested	Percent
Appanoose	51	36.43
Davis	41	32.8
Des Moines	375	74.7
Henry	169	78.24
Jefferson	67	43.51
Keokuk	47	37.3
Lee	194	47.2
Louisa	91	57.23
Lucas	74	68.52
Mahaska	212	71.38
Marion	303	79.32
Monroe	49	59.04
Muscatine	838	128.33
Van Buren	21	22.58
Wapello	393	88.51
Washington	143	43.33
Wayne	61	70.93

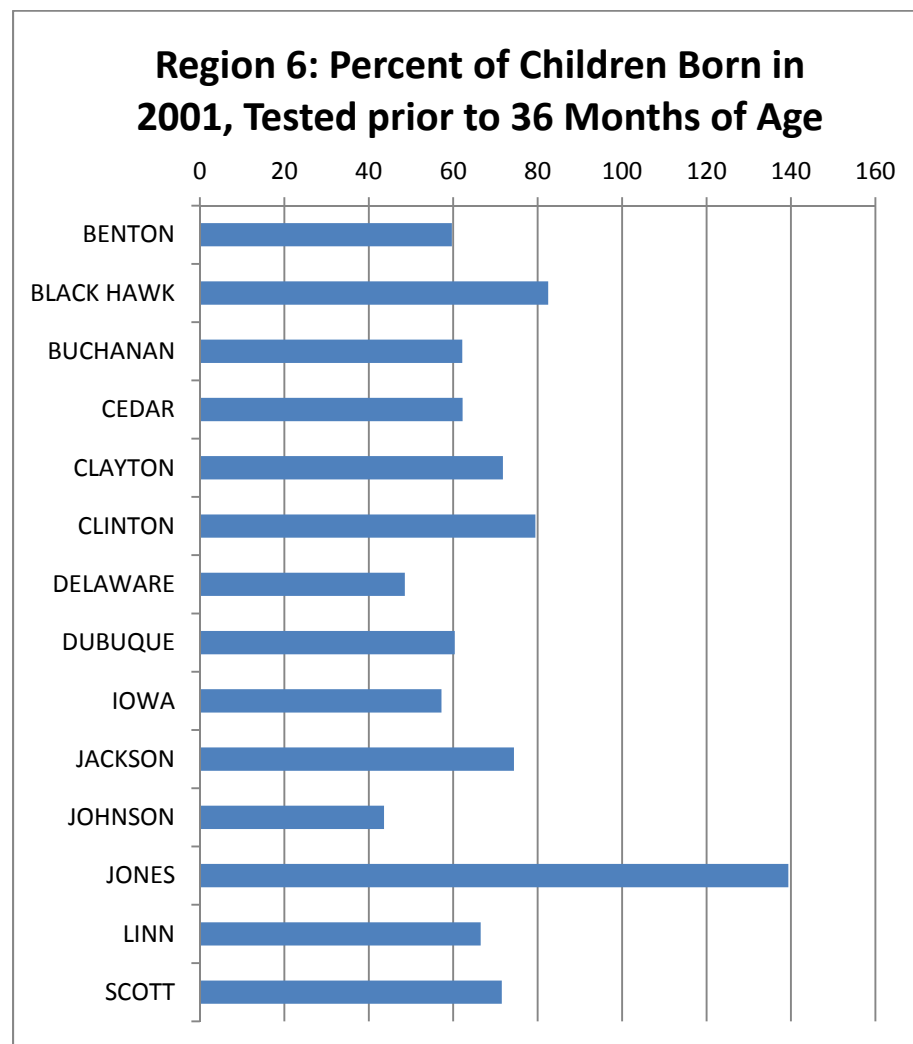




Iowa Environmental Public Health Tracking Network

Region 6

Region 6: Incidence of Childhood Lead Testing in 2001 Birth Cohort		
County	Children Tested	Percent
Benton	182	59.67
Black Hawk	1318	82.48
Buchanan	187	62.13
Cedar	117	62.23
Clayton	155	71.76
Clinton	487	79.45
Delaware	99	48.53
Dubuque	711	60.36
Iowa	103	57.22
Jackson	177	74.37
Johnson	598	43.62
Jones	276	139.39
Linn	1893	66.51
Scott	1583	71.5



Childhood Lead Poisoning: Percent of Children Born in 2001 Tested for Lead Before 36 Months of Age

