



# Iowa Environmental Public Health Tracking Network

## Nationally Consistent Data Measures for Air Quality - Modeled

### County Level Daily Ozone National Ambient Air Quality Standard Exceedences Year 2004

Presented below are data that represent the nationally consistent data measures related to modeled concentrations of Ozone in Iowa for the Year 2004:

Ground-level ozone, on the other hand, can be bad for your health and the environment. Ground-level ozone is one of the biggest parts of smog, and it is usually worse in the summer months.

Air Quality Monitors are not present in all counties, by modeling data we can generate measures for counties without monitors. Modeled data is developed and provided by the National Environmental Public Health Tracking Network in collaboration with the U.S. Environmental Protection Agency.

The National Ambient Air Quality Standards (NAAQS) are criteria set by the EPA to regulate sources of air pollution. The daily (8 hour) standard for Ozone is 0.075 parts per million (ppm).

This report contains the following NCDMs at the County Level

1. Measures related to exceeding the NAAQS
  - Modeled Number of days with Ozone levels over the NAAQS
  - Modeled Number of Person-Days with Ozone levels over the NAAQS

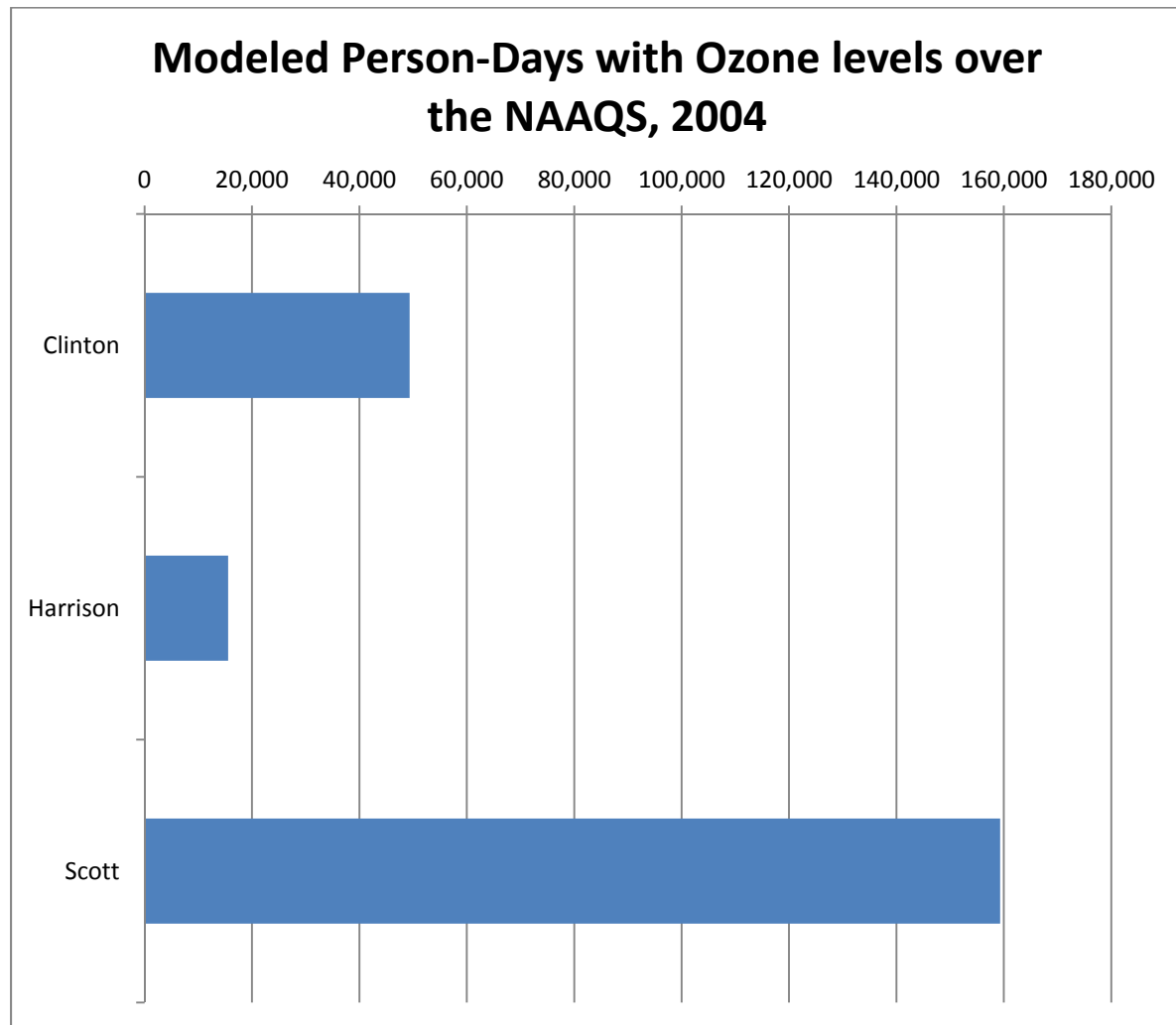
Person-Days is a measure of exposure that is calculated by multiplying the number of days an exposure is present and the population exposed. For this measure Persons-Days uses the County Population estimate for population exposed.



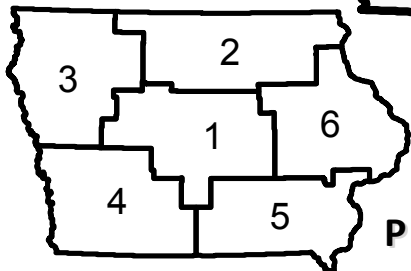
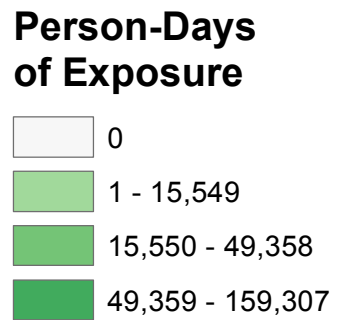
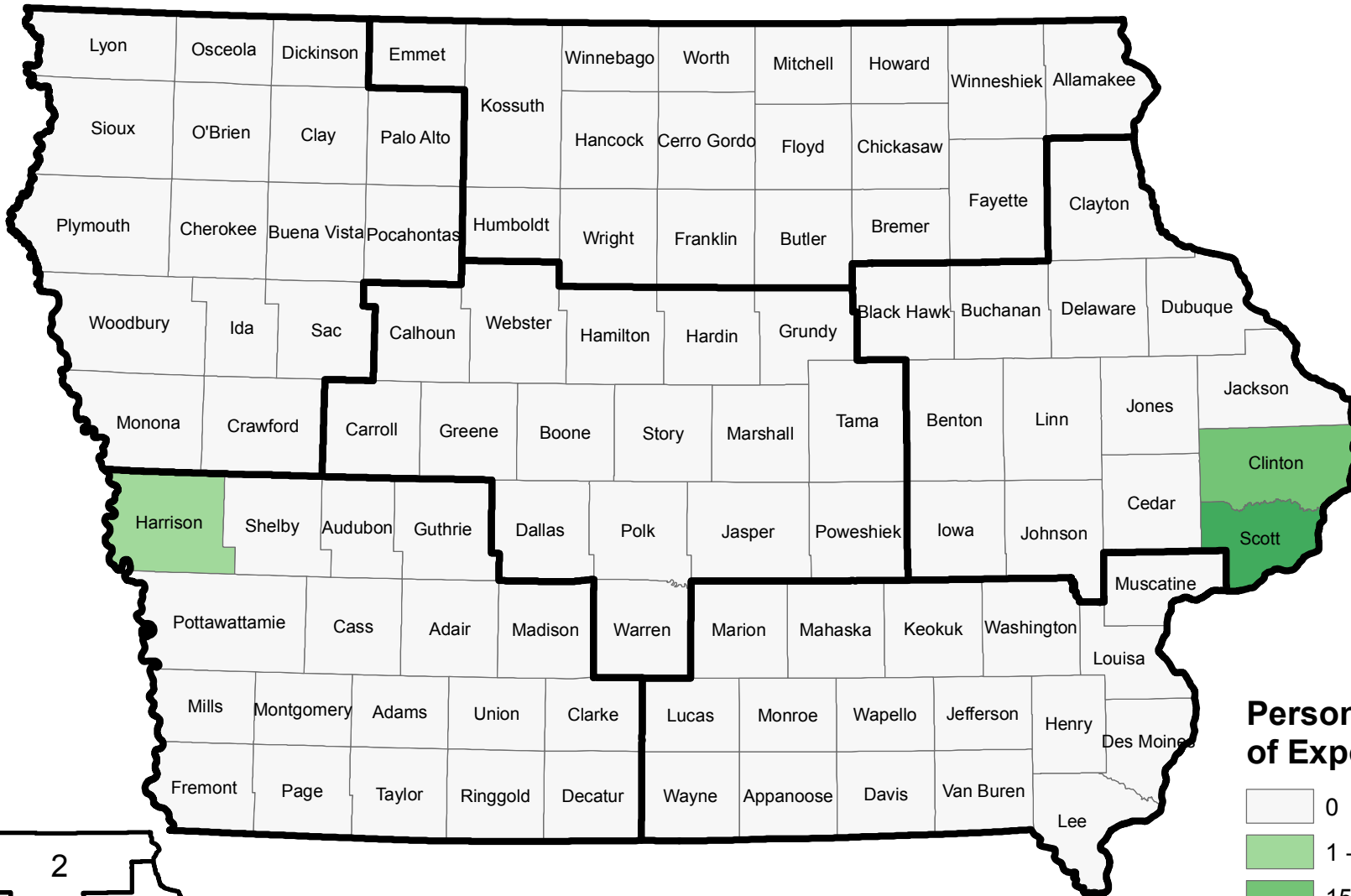
# Iowa Environmental Public Health Tracking Network

1. Modeled measures related to exceeding the Daily (8 hour) Ozone NAAQS (0.075 ppm) at the County level for counties with a modeled exceedence for 2004. For counties not shown in the table below values for all measures are zero.

Modeled Daily (8 hour) Ozone levels over the NAAQS, 2004		
County	Number of Days Over the NAAQS	Person-Days Over the NAAQS
Clinton	1	49,358
Harrison	1	15,549
Scott	1	159,307



# Modeled Number of Person-Days with Ozone Level Above the NAAQS of 0.075 parts per million 2004



**Public Health Regions**