

Data Report July-September 2006

As part of the legislation passed in 2005 creating the Iowa Collaborative Safety Net Provider Network, the Network is required to collect period data from Community Health Centers, Free Clinics, and Rural Health Clinics. The July-September 2006 quarter was the first period of data collected by the Iowa Collaborative Safety Net Provider Network.

When reviewing the data, the following should be noted:

- Submission of data was on a *voluntary* basis by each provider group; however, to access the direct funding opportunity made available through the Network, providers were required to submit data for the July-September and October-December 2006 quarters.

The following was the rate of data submission by provider group:

- Community Health Centers: 12 of 12 (100%)
 - Free Clinics: 25 of 30 (83%)
 - Rural Health Clinics: 77 of 142 (54%)
- As a condition of receiving funding through the U.S. Health Resources and Services Administration (HRSA), Community Health Centers are required to track comprehensive data. Free Clinics and Rural Health Clinics do not have similar requirements; therefore, data collected by these entities is not uniform.
 - All data presented in this report is aggregated for all three provider groups unless otherwise noted.

July-September 2006

Number of Patients

Community Health Centers (CHCs)	48,842
Free Clinics (FCs)	21,286
Rural Health Clinics (RHCs)	<u>90,941</u>
TOTAL	161,069

Number of Encounters (CHCs/RHCs)

CHCs	94,492
RHCs	<u>134,524</u>
TOTAL	229,016

Provider FTEs (CHCs/RHCs)

Physician (M.D. or D.O.)	
CHCs	44.1
RHCs	<u>69.41</u>
TOTAL	113.51

Mid-level

CHCs	40.35
RHCs	<u>57.33</u>
TOTAL	97.68

Mid-Level providers include physician assistants and nurse practitioners (adult nurse practitioner, advanced practice nurse, certified nurse midwife, certified nurse practitioner, certified registered nurse anesthetist, clinical nurse specialist, clinical specialist in mental health nursing, family nurse practitioner, gerontological nurse practitioner, neonatal nurse practitioner, pediatric nurse practitioner, and school nurse practitioner).

Volunteer Hours (FCs)

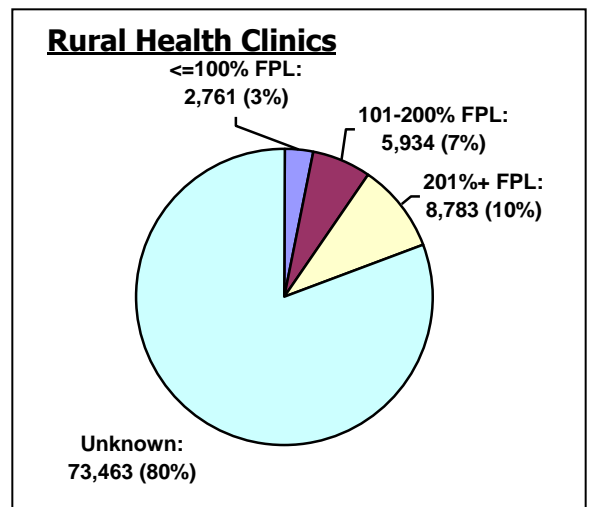
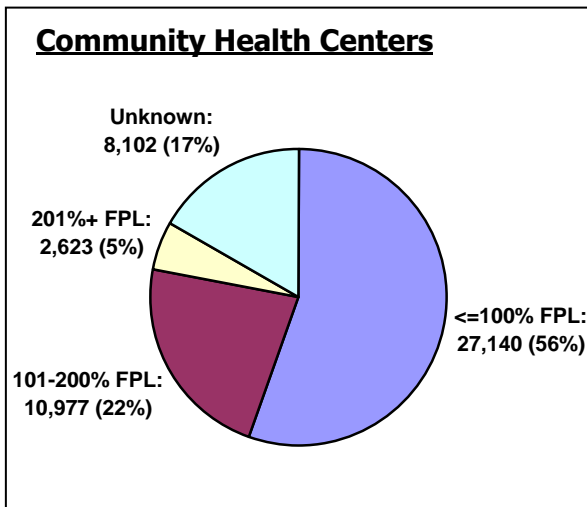
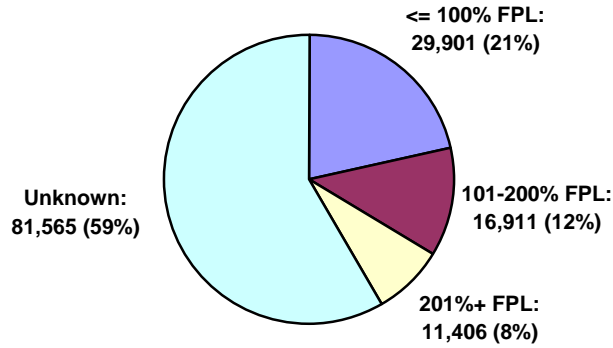
These numbers reflect the number of provider hours volunteered at free clinics during the quarter.

Physician	1,202
Nursing	704
Reception	528
Medical Student	54
Other	<u>1,062</u>
TOTAL	3,550 hours

Income Level by number of patients (CHCs/RHCs)

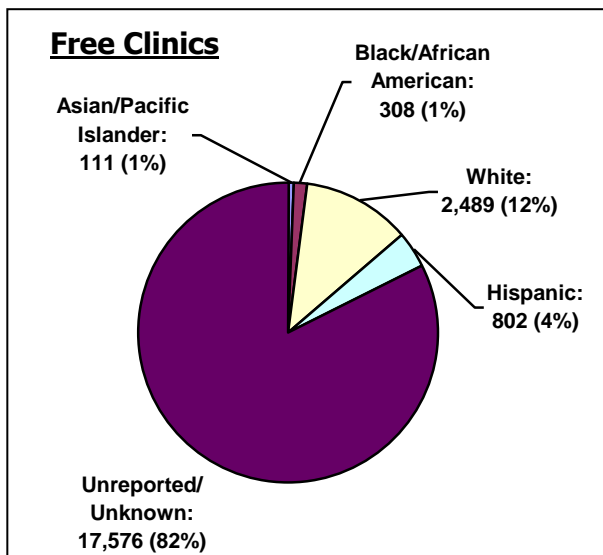
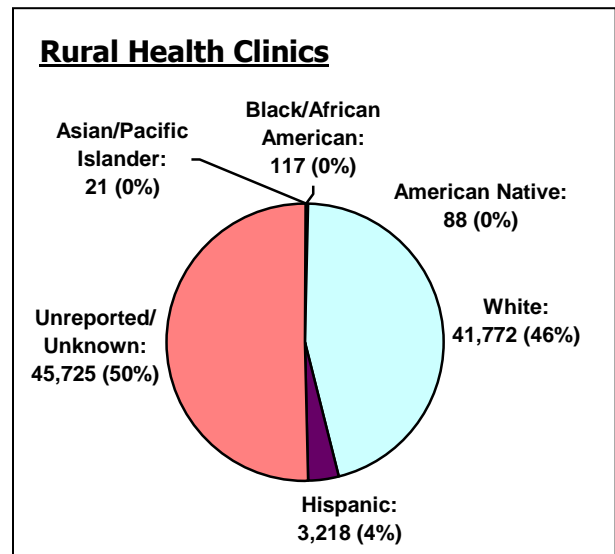
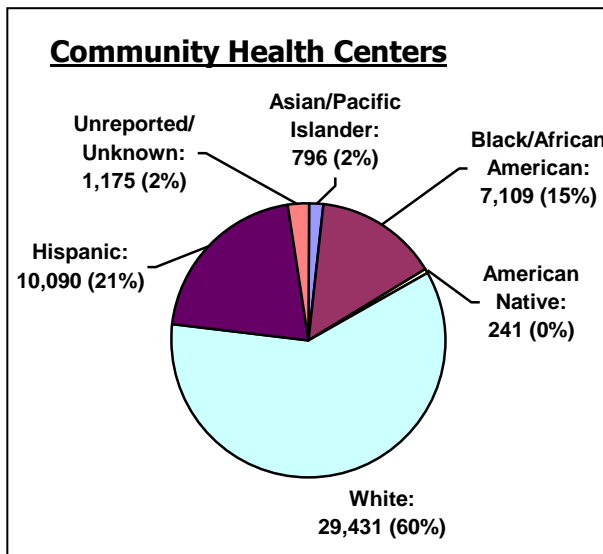
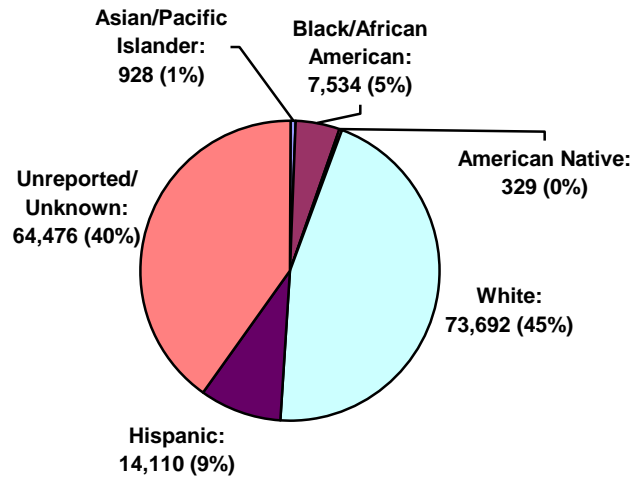
Income levels are defined using the U.S. Department of Health and Human Services' definition of Federal Poverty Level (FPL).

TOTAL

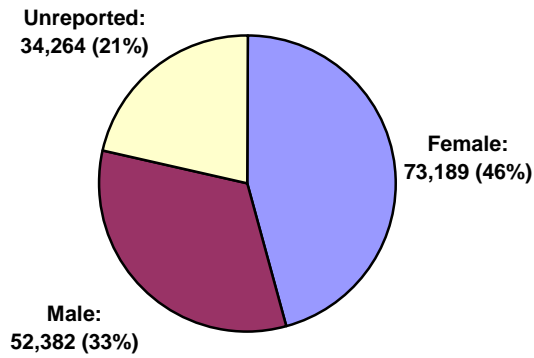


Race/Ethnicity by number of patients

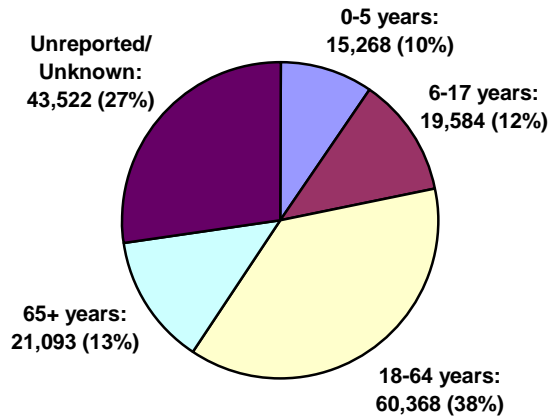
TOTAL



Gender by number of patients



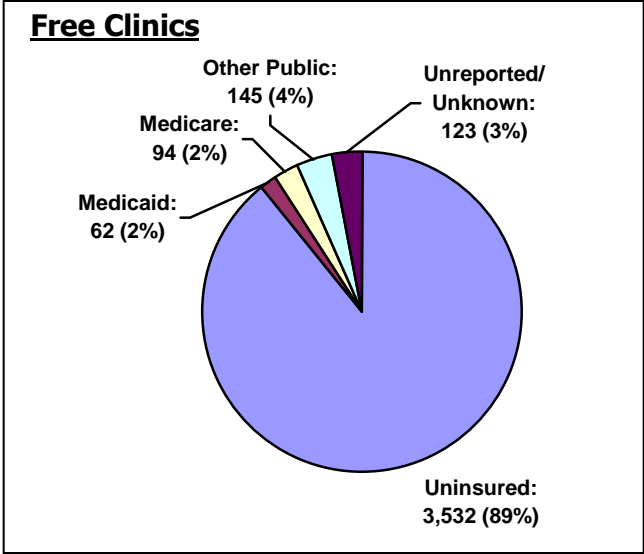
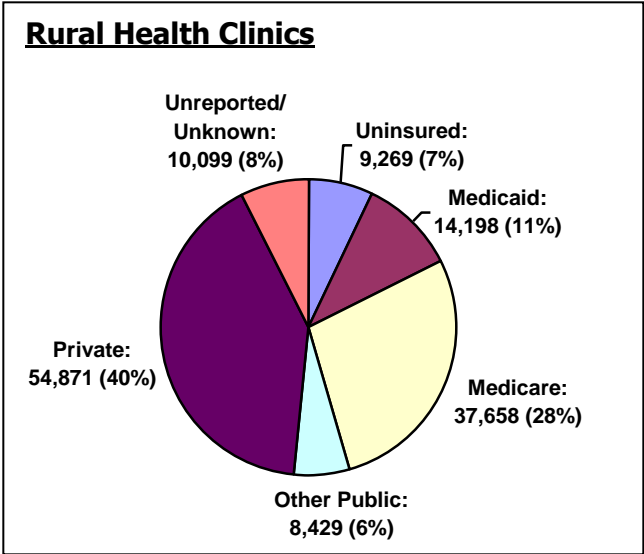
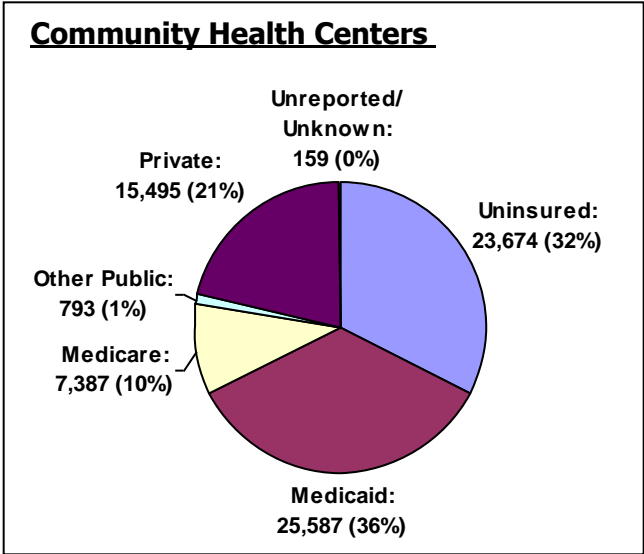
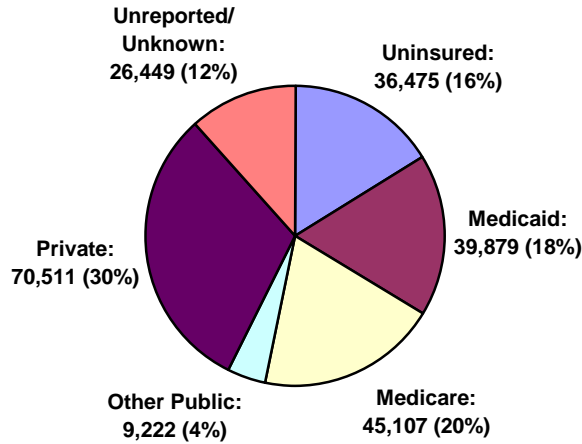
Age by number of patients



Insurance status

Although insurance status by encounters was requested, some clinics provided the data by number of patients; therefore, the numbers reported below do not correspond with total number of patients or encounters.

TOTAL



Enabling Services by number of encounters (CHCs/RHCs)

These data reflect the number of non-health care services provided by the clinic during the quarter.

Language interpretation during clinic visit	5,567
Transportation to clinic to access services	172
Housing	134
Food	802
Employment	55
Eligibility Assistance (e.g. Medicaid/S-CHIP/Medicare)	642

CHCs

Language interpretation during clinic visit	4,857
Transportation to clinic to access services	39
Housing	114
Food	802
Employment	0
Eligibility Assistance (e.g. Medicaid/S-CHIP/Medicare)	486

RHCs

Language interpretation during clinic visit	710
Transportation to clinic to access services	133
Housing	20
Food	0
Employment	55
Eligibility Assistance (e.g. Medicaid/S-CHIP/Medicare)	156

Level of Service Requested (FCs)

Basic Preventive and Curative Care	2,722
Treatment of Chronic Illness	1,726
Urgent Care	438

Reason for Visiting Clinic (FCs)

Hours of Operation	112
Cost of Health Care	4,369
Other	396

Specialty Referrals (FCs)

Rural Health Clinic	3
Community Health Center	58
Emergency Room	138
Private Provider	22
Specialty	371
Behavioral Health	22
Substance Abuse	0
Other	194

