

2010

Local Public Health Services Contract

Accountability Outcomes



Iowa Department of Public Health
www.idph.state.ia.us

Promoting and Protecting
the Health of Iowans



Table of Contents

Title	Page #
<u>Section 1: Making a Difference in Lives</u>	3
<u>Section 2: Promote Healthy Behaviors</u>	
Nursing – Health Maintenance	4
Nursing – Disease and Disability	4
Nursing – Health Promotion	4
Home Care Aide – Personal Care	5
Home Care Aide – Homemaker	5
Home Care Aide – Chore	5
Home Care Aide – Home Helper	6
Screening and Assessment	6
Foot Care Clinic	6
Family Support Home Visits	7
Health Education	7
Case Management	7
Research	8
<u>Section 3: Prevent Epidemics and Spread of Disease</u>	
Disease Outbreak Investigation	8
Immunizations	8
<u>Section 4: Prevent Injuries</u>	
Injury Prevention and Follow-up	9
Protective Services – Court Ordered	9
Prevention of Abuse and Neglect	9
<u>Section 5: Protect Against Environmental Hazards</u>	
Health Hazard Investigation	10
<u>Section 6: Community Assessment and Planning</u>	
Community Health Needs Assessment and Health Improvement Plans	11
Collaborative Relationships	11
<u>Section 7: Organizational Capacity</u>	
Workforce: Workforce Development	12
Workforce: Resources	12
Governance: Local Board of Health	12
Administration: Modernization of Public Health	13
Evaluation of Programs and Services	13
Communication and Information Technology: Capacity Building Technology	13

Section 1: Making a Difference in Lives

The Local Public Health Services Contract provides funding for local programs that:

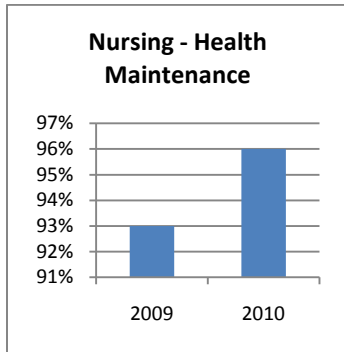
- ❖ Help lowans engage in healthy behaviors
- ❖ Improve access to health services for those who “fall through the cracks” and often have no other options
- ❖ Strengthen the public health infrastructure with:
 - Health promotion services and education to give people the information they need to make healthy choices
 - In-home personal care and supportive services, such as home care aide, homemaker and skilled nursing
 - Health screenings such a blood pressure, lead testing, cholesterol and more
 - Disease outbreak investigation and follow-up
 - Immunizations for children and adults when no other funding source is available
 - Support for local needs assessment and community organizing processes necessary to encourage community change for improved health

Shirley was 59 years old when she began receiving homemaker services following a stroke that affected her left side. At age 62 she has not regained any motor skills in her left hand, suffers severe left-sided weakness and must use a wheelchair. John, Shirley's 63 year old husband, requires oxygen 24 hours a day due to COPD (Chronic Obstructive Pulmonary Disease) and heart disease and cannot exert himself. A homemaker provides assistance daily to Shirley in getting out of bed, taking a bath, shampooing her hair and dressing. John is able to prepare the couple a light breakfast of toast and cereal and juice. The homemaker prepares a healthy lunch and leaves it in the refrigerator for John to set out at lunch time. Once a week the homemaker cleans the bathroom, dusts, vacuums and does laundry. John and Shirley have a son and daughter-in-law living on a farm 3 miles out of town. Jan, the daughter-in-law, drives 60 miles round trip daily to a job in another town. Jan travels to Shirley and John's home every evening to deliver a hot meal and to help Shirley prepare for bed. Jan also gets groceries during the weekend when she is not working. The couple's son farms and has livestock and cannot provide assistance on a regular basis. The couple does not qualify for Elderly Waiver services because of their ages. John once stated “our girl (homemaker) is an angel to us - we would have been in a nursing home 3 years ago without her.”

Section 2: Promote Healthy Behaviors

Nursing – Health Maintenance

96% of Iowans who reported having diabetes were **not** hospitalized with an acute care episode related to the diabetes.

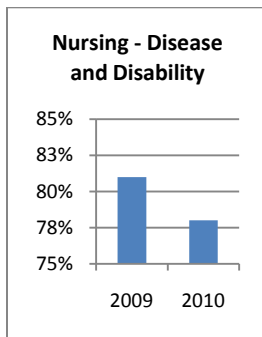


32 counties reporting
Total: 84 Iowans with diabetes served

Nursing (Health Maintenance) includes teaching and nursing intervention that assists Iowans in managing a chronic condition and maintaining and preventing a worsening of a consumer's condition through a self care model.

Nursing – Disease and Disability

78% of those served who reported having Congestive Heart Failure were **not** hospitalized for an acute care episode related to the Congestive Heart Failure.

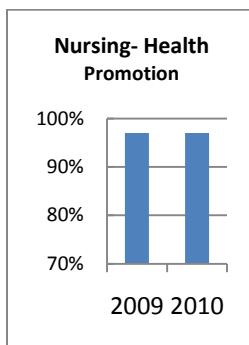


85 counties reporting
Total: 444 Iowans with congestive heart failure served

Nursing (Disease and Disability) Includes nursing intervention for an acutely ill or unstable condition under a specified medical diagnosis and with a plan of care from a licensed physician

Nursing – Health Promotion

97% of Iowans reported that the education or nursing intervention received will help them to make lifestyle choices that maximize their optimal health and well being.

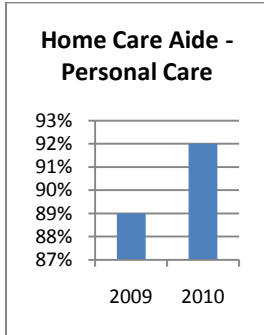


36 counties reporting
Total: 2024 Iowans served

Nursing (Health Promotion) includes visits performed to promote continued good health and reduce risk of injury or preventable illness/disease. The visits involve teaching or nursing intervention that emphasizes self and environmental awareness and promotes a lifestyle change that will result in optimal health and wellness.

Home Care Aide – Personal Care

92% of lowans receiving Home Care Aide – Personal Care – report that these services helped them to remain in their home.



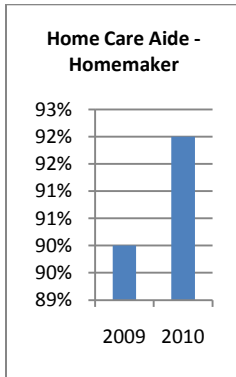
75 counties reporting

Total: 1501 lowans reporting on these services

Home Care Aide (Personal Care) includes health-related services under the supervision of nursing and/or medical staff. The services may include personal care and rehabilitative therapy services such as observation of self-administration of oral medications, checking pulse rate, temperature, and respiration rate; helping with simple prescribed exercises; keeping the consumer’s rooms neat; changing non-sterile dressings, providing skin care and back rubs; assisting with braces and artificial limbs; or assisting the consumer in using medical equipment.

Home Care Aide – Homemaker

92% of lowans receiving Home Care Aide – Homemaker services report that these services helped them to remain in their homes.



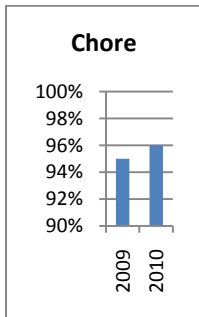
95 counties reporting

Total: 4010 lowans reporting on these services

Home Care Aide (Homemaker) includes the provision of services under the supervision of a professional, primarily in the homes of lowans who, due to the absence, incapacity or limitations of the usual homemaker or caregiver are experiencing stress or crisis, to promote consumer health and a safe, stable, sanitary home environment. Services may include money management, household management, consumer education, transportation, meal preparation, family preservation, family management, child care, and assistance with personal care by a non-Medicare certified agency, respite, essential shopping and housekeeping

Home Care Aide – Chore

96% of lowans receiving Chore services report that these services helped them to remain in their homes.



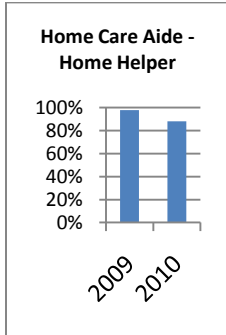
9 counties reporting

Total: 330 lowans reporting on these services

Home Care Aide (Chore) includes provision of services to a consumer necessary to enable the consumer to live independently and that encompass heavier cleaning tasks, including outside maintenance and chores. For chore services, there is no physical contact between the consumer and the direct care worker. Services may include heavy household cleaning, garbage removal, snow shoveling, changing light bulbs, putting screens on windows, covering and uncovering air conditioners, lawn care and mowing.

Home Care Aide- Home Helper

88% of lowans receiving Home Helper services report that the services helped them to remain in their home.

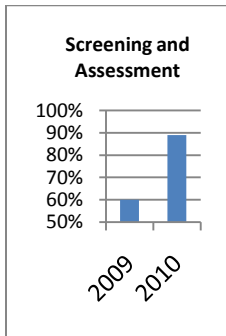


5 Counties reporting
Total: 236 lowans served

Home Care Aide (Home Helper) includes the provision of services, under the supervision of a professional, to protect the environment for a self-directing consumer to preserve a safe and sanitary home.

Screening and Assessment

89% of lowans receiving screening and assessment verbalize plans to make lifestyle change to reduce risk(s) identified in screening(s) and assessment.

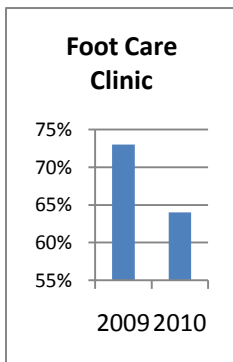


38 counties reporting
Total: 2728 lowans served

Screening and Assessment includes providing tests for lowans who may be at risk or have asymptomatic conditions. Screening and assessment tests include hypertension, cholesterol, diabetes, cancer, scoliosis, tuberculosis, head lice, vision, hearing, mental health, fitness testing, physical assessment, worksite and school testing. The process focuses primarily on "well" populations to identify potential health problems which may include referral with follow-up contact to determine results.

Foot Care Clinic

64% of lowans seen in foot care clinic were referred to primary care provider and accessed care through the provider.

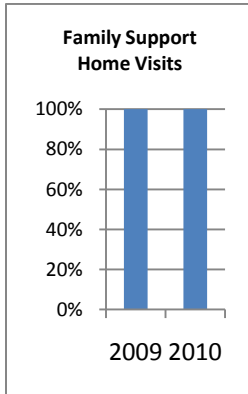


26 Counties reporting
Total: 109 lowans served

Foot Care Clinic includes promoting health and wellness through assessment, education, and care of the feet.

Family Support Home Visits

100% of families report having a medical home



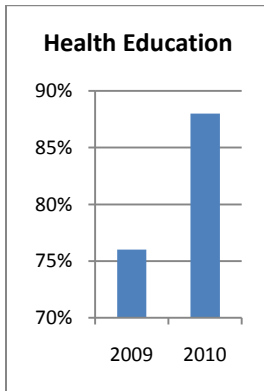
8 counties reporting

Total: 198 families served

Family Support Home Visits includes services that promote the well-being of children ages 0 -5 through support to the family. The community-based services utilize informal and formal family supports and are: 1) family driven with a true partnership with families, 2) comprehensive, flexible, and individualized to each family based on their culture, needs, values and preferences, 3) built on strengths to increase the stability of family members and the family unit.

Health Education

88% of lowans receiving face-to-face education reported information they received will help them or someone else to make healthy choices.



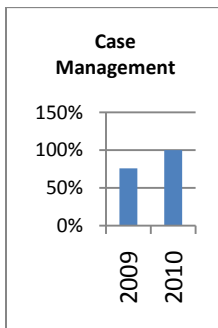
46 counties reporting

Total: 16,582 lowans receiving face-to-face health education

Health education includes activities which provide educational information about physical, behavioral, environmental, social, economic, and/or other issues affecting health.

Case Management

100% of unduplicated lowans gained access to needed medical, social, or other services based on the case management services provided.



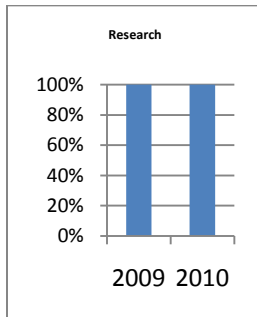
6 counties reporting

Total: 92 lowans reporting

Case Management includes the process of optimizing self care capabilities of lowans and families in gaining access to needed medical, social, and other services

Research

100% of research activities local public health participated in were shared with boards, other public health professionals, or other stakeholders.



1 county reporting

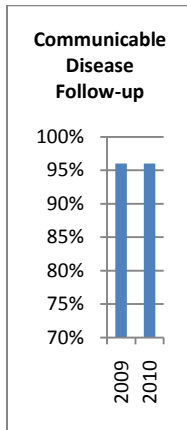
4 research studies shared

Research includes activities associated with multiple components of the Iowa Public Health Standards that promote the investigation and use of promising practices, best practices, and/or evidence based public health services which benefit the health of the community.

Section 3: Prevent Epidemics and Spread of Disease

Disease Outbreak Investigation, Reportable Disease Follow-up, Surveillance

96% of enteric disease follow-ups were initiated within time frames identified in the Epi-Manual.



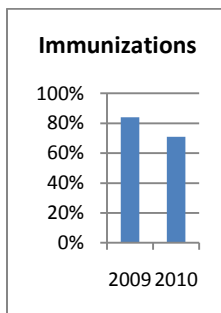
67 Counties

Total: 554 lowans with enteric disease served

Communicable Disease Follow-up includes: 1) Review of immunization cards for all preschool and K-12 students, as well as children enrolled in day services to assure compliance with the immunization laws, 2) Case identification – locating persons with identified health risks and linking them to resources to prevent disease and disability, 3) Case finding – data gathering regarding exposure, contact determination, and referral for follow-up treatment, 4) Prevention and control of spread of infection, communicable, and environmental disease – activities related to treating the disease process as well as evaluating the results, 5) Surveillance – ongoing collection, analysis, and interpretation of health data to detect trends as well to identify the incidence and prevalence of diseases.

Immunizations

71% of children aged 24 months are up to date with immunization



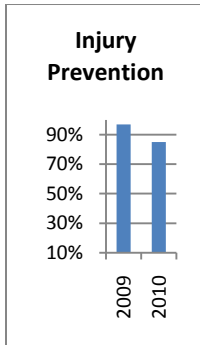
37 counties reporting

Immunizations include nursing activities related to provision of vaccines for preventable diseases for adults and children.

Section 4: Prevent Injuries

Injury Prevention and Follow-up

85% of lowans demonstrate increased understanding of how to prevent or reduce risk of injury as the result of an injury prevention program.



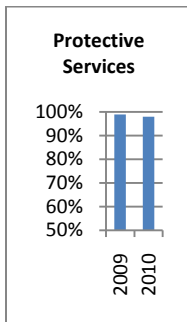
7 counties reporting

Total: 222 lowans served

Injury prevention and follow-up includes screening and education for potential safety risks and implementing follow-up activities to prevent injuries. Activities include fall prevention, child car seat restraint testing, education regarding farm safety, and home safety inventory.

Protective Services- Court Ordered

98% of court ordered protective lowans served have no reports of abuse or neglect following admission.



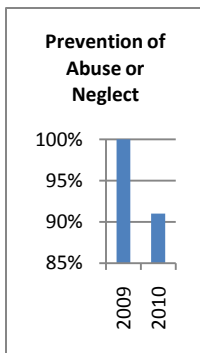
5 counties reporting

Total: 61 lowans served

Protective Services include services intended to stabilize a child's or adult's residential environment and relationships with relatives, caretakers, household members and other persons in order to alleviate a situation involving abuse or neglect or to otherwise protect the child or adult from a threat of abuse or neglect. These services require an order from the justice system.

Prevention of Abuse or Neglect

91% of abuse or neglect lowans served have no reports of abuse or neglect following admission.



9 counties reporting

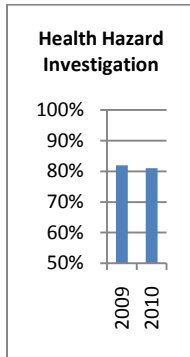
Total: 180 lowans served

Prevention of abuse or neglect includes activities provided to an lowan ages 6 and older who meet one or more of the following criteria: 1) Abuse or neglect has been reported to DHS and evaluated, but no court order is in place, 2) DHS is in the process of investigating a report of abuse or neglect, or 3) DHS may or may not be involved with the consumer, however the consumer is determined to be at risk of abuse or neglect by meeting at least one of the following criteria: a) lack of parenting skills, b) family or caregiver history of abuse or neglect, c) unsafe environmental conditions in home, d) consumer and/or caregiver has psychological disorder/dysfunction, e) consumer and/or caregiver with substance abuse, f) history of self neglect.

Section 5: Protect Against Environmental Hazards

Health Hazard Investigation

81% of children with blood lead levels great than 10 mcg/dcl have improved blood lead levels to less than 10 mcg/dcl



5 counties reporting

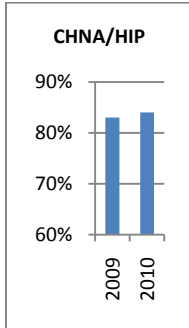
Total: 59 lowans who received services

Health hazard investigation includes identification of agents (chemical, biological, physical or psychosocial) which affect the health of a consumer or population. Activities to identify health hazards include water testing, air quality measures, and lead testing

Section 6: Community Assessment and Planning

Community Health Needs Assessment and Health Improvement Plans

84% of current community health improvement plan objectives were initiated, reviewed, revised or completed.



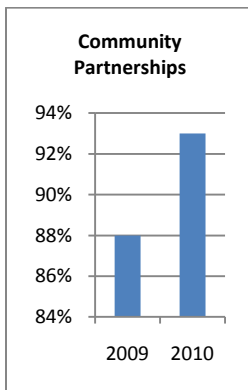
35 Counties

199 Health Improvement Plan objectives

Community Health Needs Assessment includes identification of health problems and development of a health improvement plan. The health improvement plan includes identification of resource (financial and human) and identifies strategies to implement the plan which best meets the community's identified needs.

Collaborative Relationship

93% of community coalitions with Local Public Health involvement report less duplication of services.



55 counties reporting

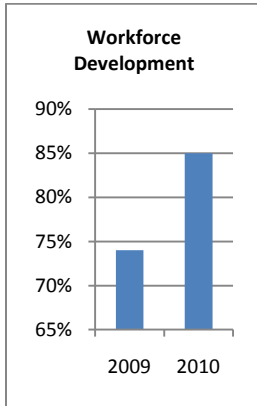
410 community partnerships

Collaborative Relationships include activities which promote community participation in identifying and solving public health problems.

Section 7: Organizational Capacity

Workforce: Workforce Development

85% of agency professional staff successfully completed a Learning Management System course.

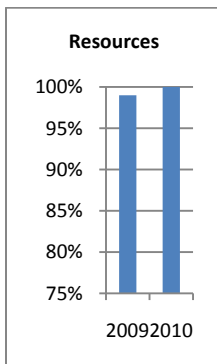


32 counties reporting
116 professional staff reported

Workforce development includes education and training opportunities for contractor, local board of health members, and agency staff.

Workforce: Resources

100% of staff that utilized purchased educational resources and reported increased knowledge or improved competency.

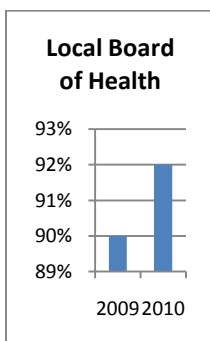


11 counties reporting
97 participants reported

Resources include materials to support training and workforce development as related to population based services and Iowa Public Health Standards. They are intended to enhance the knowledge and skill of agency staff and board of health members in the assurance and delivery of population based services to the community..

Governance: Local Board of Health

92% of new Local Board of Health members completed orientation to their role/responsibilities as a Local Board of Health member.

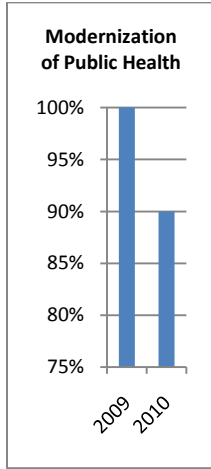


20 counties reporting
25 Board of Health members

Local Board of Health includes review of rules, regulations, policies, setting public health goals and priorities, development of public policy to address public health issues, assure state health laws and public health regulations and local ordinances are enforced, provide fiscal oversight, and activities to assure the health of the public.

Administration: Modernization of Public Health

90% of agency staff reporting increased understanding of the Modernization of Public Health and the Iowa Public Health Standards.



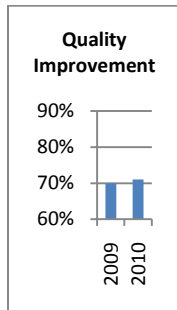
22 counties reporting

183 participants reported

Modernization of public health includes activities related to researching, reviewing and evaluating Iowa Public Health Standards, administration of public health services which lead to compliance with the Iowa Public Health Standards, attending special meetings for education of local board of health, board of supervisors, staff and policy makers/stakeholders about the Standards and attending committee meetings related to Modernization.

Evaluation of Programs and Services

71% of agency quality improvement activities demonstrate measurable improvement.



25 counties reporting

201 quality improvement activities

Evaluation of Programs and Services includes the agency process of reviewing and defining the vision and mission; identifying strengths, weaknesses, opportunities and threats which affect the operations; planning of short and long-term goals; and determination of appropriateness, adequacy, effectiveness, and efficiency in delivery of public health services to the community. Includes the identification and implementation of a quality assurance program and quality improvement initiatives.

Communication and Information Technology: Infrastructure Technology

19 Counties reporting the purchase of:

- 13 - computers
- 18 - software
- 0 - fax, printer, copier
- 59 months of communication services

Infrastructure technology includes communication infrastructure, computer infrastructure, and information technology for the purpose of enhancing capacity building